















Event - Havran















Event Dates	2021-05-30 to 2021-05-30	Location	Turbulator - Sobotiste, SK
Event Type	F3F Slope Race (Plus Scoring)	Event Contest Director	Vasek Ladislav

Event Rounds (1-10) Overall Classification

Completed Rounds (2 Drops In Effect)																					
#	Bib	Pilot Name	FAI	FAI License	Total	Diff	Round 1	Round 2	Round 3	Round 4	Round 5	Round 6	Round 7	Round 8	Round 9	Round 10	Sub	Drop	Pen	Percent	
1	2	Vladimir Simo 	SVK-1056		11988.90		833.06 67.21	896.76 58.31	846.32 56.24	931.08 56.59	912.42 50.81	932.45 40.71	914.79 48.00	934.67 46.84	886.27 47.57	970.15 42.21	13536.84	1547.94		100.00%	
2	3	Robert Bartok 	SVK-1338	80107	11752.75	-236.15	973.91 57.49	879.56 59.45	820.70 55.94	892.29 59.05	853.46 54.32	794.00 47.99	962.73 45.61	979.42 44.70	931.30 45.27	808.17 50.67	13346.75	1594.00		98.03%	
3	13	Zdenko Matejka 	SVK1385	112692	11735.94	-16.81	931.61 60.10	892.17 58.61	938.47 48.92	922.12 57.14	941.89 49.22	1000 37.96	904.80 48.53	883.55 49.55	1000 42.16	876.50 46.72	13021.31	1285.37		97.89%	
4	11	Lubomir Ivan 	SVK-1075	24580	11658.34	-77.60	888.87 62.99	961.92 54.36	841.15 54.58	948.69 55.54	902.82 51.35	800.67 47.41	780.07 56.29	915.13 47.84	892.09 47.26	860.66 47.58	13150.90	1492.56		97.24%	
5	4	Juraj Stancek 		293925	11539.74	-118.60	907.46 61.70	828.95 63.08	818.36 56.10	944.94 55.76	910.27 50.93	772.49 49.14	989.63 44.37	834.06 52.49	785.25 53.69	772.93 52.98	13026.32	1486.58		96.25%	
6	7	Frantisek Ruisl 	SVK 1077	24582	11377.80	-161.94	911.74 61.41	779.63 67.07	880.35 52.15	976.65 53.95	894.12 51.85	699.21 54.29	921.70 47.64	964.10 45.41	838.84 50.26	750.55 54.56	12827.56	1449.76		94.90%	
7	9	Milos Hudcovic 			11256.05	-121.75	908.93 61.60	926.96 56.41	707.51 64.89	0.00 0.00	947.86 48.91	779.63 48.69	918.62 47.80	923.63 47.40	830.41 50.77	1000 40.95	11951.59	695.54		93.89%	
8	1	Ladislav Vasek 	SVK 1101	106628	11226.52	-29.53	949.14 58.99	841.35 62.15	754.54 61.09	814.75 64.67	810.63 57.19	869.45 43.66	810.30 54.19	857.42 51.06	796.22 52.95	960.82 42.62	12738.02	1511.50		93.64%	
9	6	Navarcik Ludek 	SVK 1257		11201.20	-25.32	1000 55.99	762.36 68.59	857.33 53.55	865.33 60.89	1000 46.36	639.16 59.39	774.56 56.69	1000 43.78	840.51 50.16	825.11 49.63	12548.91	1347.71		93.43%	
10	14	rudo sandor 			10909.90	-291.30	786.27 71.21	953.67 54.83	1000 45.91	901.76 58.43	862.35 53.76	595.36 63.76	926.37 47.40	805.96 54.32	824.56 51.13	605.86 67.59	12111.12	1201.22		91.00%	
11	12	Peter Ondrejka 			10875.16	-34.74	782.64 71.54	971.21 53.84	883.05 51.99	852.45 61.81	984.71 47.08	604.94 62.75	1000 43.91	794.70 55.09	752.99 55.99	852.41 48.04	12171.88	1296.72		90.71%	
12	5	Stehlik Rastislav 	SVK 1746		10754.25	-120.91	894.27 62.61	799.42 65.41	708.16 64.83	1000 52.69	750.04 61.81	808.86 46.93	625.68 70.18	809.54 54.08	912.16 46.22	682.39 60.01	12013.60	1259.35		89.70%	
13	8	Ivan Svetlik 	SVK-1170	24635	10733.16	-21.09	821.21 68.18	1000 52.29	782.11 58.70	867.04 60.77	818.94 56.61	604.55 62.79	818.00 53.68	857.59 51.05	793.97 53.10	772.20 53.03	11959.71	1226.55		89.53%	
14	10	Milos Kromholc 	SVK1330	288492	10641.68	-91.48	783.52 71.46	962.98 54.30	774.46 59.28	797.61 66.06	0.00 0.00	917.57 41.37	787.76 55.74	690.75 63.38	773.86 54.48	809.29 50.60	10641.68			88.76%	
Round Fast Time							55.99s	52.29s	45.91s	52.69s	46.36s	37.96s	43.91s	43.78s	42.16s	40.95s					

Event Rounds (11-15) Overall Classification

Completed Rounds (2 Drops In Effect)

#	Bib	Pilot Name	FAI	FAI License	Total	Diff	Round 11	Round 12	Round 13	Round 14	Round 15	Sub	Drop	Pen	Percent
1	2	Vladimir Simo 	SVK-1056		11988.90		731.62 58.50	1000 42.91	924.01 47.90	861.59 48.55	991.65 43.12	13536.84	1547.94		100.00%
2	3	Robert Bartok 	SVK-1338	80107	11752.75	-236.15	803.00 53.30	860.96 49.84	891.26 49.66	898.99 46.53	1000 42.76	13346.75	1594.00		98.03%
3	13	Zdenko Matejka 	SVK1385	112692	11735.94	-16.81	762.52 56.13	677.03 63.38	898.68 49.25	783.63 53.38	608.34 70.29	13021.31	1285.37		97.89%
4	11	Lubomir Ivan 	SVK-1075	24580	11658.34	-77.60	965.27 44.34	976.56 43.94	814.05 54.37	742.40 58.71	890.46 48.02	13150.90	1492.56		97.24%
5	4	Juraj Stancek 		293925	11539.74	-118.60	1000 42.80	794.63 54.00	953.26 46.43	1000 41.83	744.00 59.88	13026.32	1486.58		96.25%
6	7	Frantisek Ruisl 	SVK 1077	24582	11377.80	-161.94	875.43 48.89	788.64 54.41	845.95 52.32	886.79 47.17	813.86 52.54	12827.56	1449.76		94.90%
7	9	Milos Hudcovic 			11256.05	-121.75	867.45 49.34	740.85 57.92	983.12 45.02	695.54 60.14	721.08 59.30	11951.59	695.54		93.89%
8	1	Ladislav Vasek 	SVK 1101	106628	11226.52	-29.53	804.51 53.20	931.00 46.09	964.90 45.87	750.00 55.04	816.03 52.40	12738.02	1511.50		93.64%
9	6	Navarcik Ludek 	SVK 1257		11201.20	-25.32	835.45 51.23	700.55 60.56	925.75 47.81	802.73 52.11	712.07 60.05	12548.91	1347.71		93.43%
10	14	rudo sandor 			10909.90	-291.30	807.70 52.99	837.60 51.23	780.74 56.69	739.96 56.53	682.96 62.61	12111.12	1201.22		91.00%
11	12	Peter Ondrejka 			10875.16	-34.74	726.53 58.91	815.16 52.64	694.70 63.98	722.45 57.90	736.86 58.03	12171.88	1296.72		90.71%
12	5	Stehlik Rastislav 	SVK 1746		10754.25	-120.91	909.48 47.06	729.51 58.82	921.12 48.05	829.30 50.44	633.67 67.48	12013.60	1259.35		89.70%
13	8	Ivan Svetlik 	SVK-1170	24635	10733.16	-21.09	622.00 68.81	747.95 57.37	880.80 50.25	796.46 52.52	776.89 55.04	11959.71	1226.55		89.53%
14	10	Milos Kromholc 	SVK1330	288492	10641.68	-91.48	790.98 54.11	889.14 48.26	1000 44.26	663.76 63.02	0.00 0.00	10641.68			88.76%
Round Fast Time							42.80s	42.91s	44.26s	41.83s	42.76s				

Signature :

Date :